

# Head Start Annual Report 2017-2018

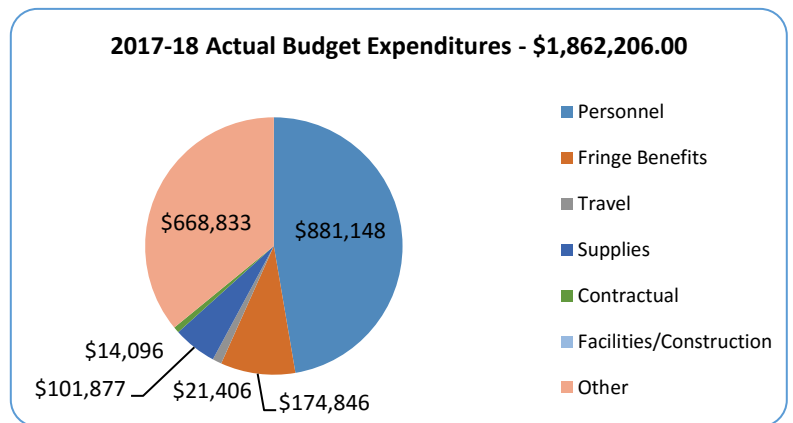
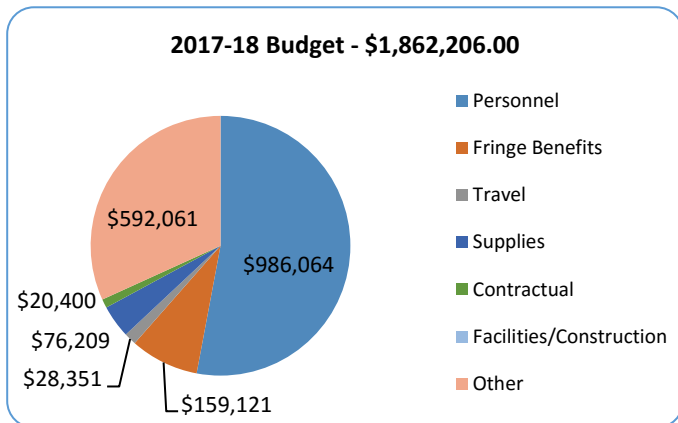
This annual report complies with Public Law 110-134, "Improving Head Start for School Readiness Act of 2007", Administrative Requirements and Standards Sec. 644. (42 U.S.C. 9839).

**Our Mission is:**

**To engage families and community partners in a strength-based program that fosters learning and life skills for preschool children and their families.**

Northeast Washington Early Childhood Program, a program of Rural Resources, provides Head Start preschool services in the Tri-County area, in four locations: Chewelah, Colville, Kettle Falls and Newport. For over 50 years, Rural Resources' Head Start program has provided comprehensive services including home visits, health and developmental screenings, social services, parent engagement opportunities, and child development services to children and their families.

## Budget & Expenditures



**Rural Resources  
 Community Action**

Northeast Washington  
 Early Childhood Program  
 956 S. Main Street  
 Colville, WA 99114  
 (509) 684-8421

## Revenues

Federal HS Funding	\$1,786,794.00
Community Development Block Grant	\$23,109.00
USDA Child Meal Reimbursement	\$48,716.00
Donations	\$3587.00
<b>Total Revenue</b>	<b>\$1,862,206.00</b>

## Medical / Dental Completion Rates

(Enrolled more than 45 days)

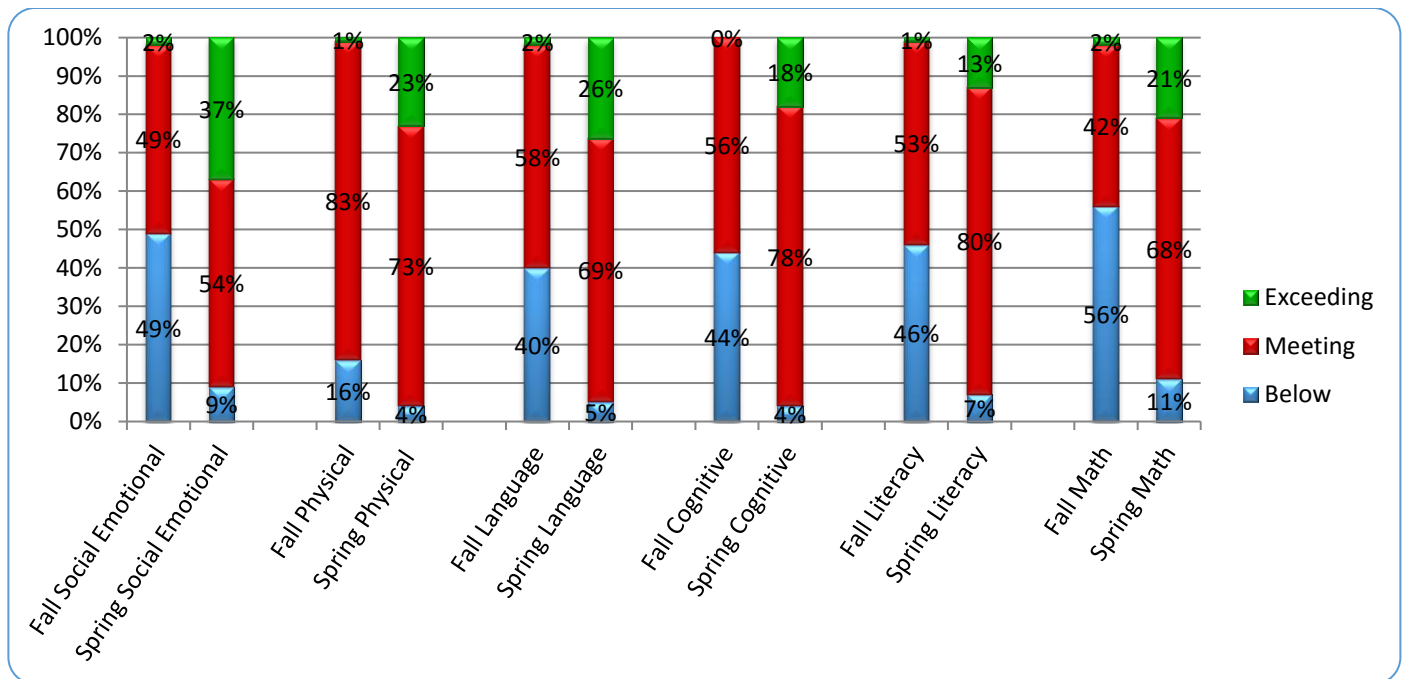
% Completing Medical Exam	92%
% Completing Dental Exam	90%

## Enrollment

Funded Enrollment	126
Total Children Served	147
Total Families Served	149
Families below 100% of federal poverty level	62%
Families receiving public assistance	15%
Foster children	7%
Families who are homeless	9%
Families between 100% & 130% of federal poverty level	5%
Over Income	2%
Children with Disabilities	15%
Average monthly enrollment	100%
% of eligible children served	93%



## Comparison of Fall 2017 GOLD Checkpoint to Spring 2018 Checkpoint Head Start Classrooms Program Wide



### School Readiness

As you can see in the chart above, our children made improvements in all learning areas! By the end of our school year, the following percentage of children were **meeting or exceeding normal expectations** in the following areas:

**Social Emotional - 91%, Physical - 96%, Language - 95%, Cognitive - 96%, Literacy - 93% and Math - 89%.** The areas of greatest growth from Fall to Spring were: math, social emotional and cognitive. The growth in the math area was outstanding with 56% of children entering preschool *below* normal expectations and only 11% below by the end of the year. Teachers assess children using the Teaching Strategies (TS) Gold Assessment three times a year to measure growth in seven dimensions. The results are used to individualize for each child and track their growth throughout the year, as well as to inform teaching strategies, the learning environment in the classroom, and teacher professional development. We use the research-based Creative Curriculum to guide our lessons in the classroom. Our goal is to prepare children for success in kindergarten and in life. Through the efforts of our dedicated teachers and amazing parents, we are meeting our goal.

### Family Engagement Activities

The program has adopted the Parent, Family, and Community Engagement Framework as its guide for creating strong relationships with parents. This approach enhances the ability of parents and staff to work together to support each child's growth and learning in class and in the home with a goal of kindergarten readiness. Parents provide ongoing input into their child's educational goals and the classroom curriculum. Family Advocates work closely with parents to address challenges and barriers to meeting their families' needs. Parents are encouraged to participate in Health Advisory Committee, Self-Assessment Team, to attend parent events at the centers and to provide input into our menus and classroom lesson plans. Parents participated in a series of Love and Logic Parenting classes at each center site. Approximately 20 parents served on Policy Council providing oversight of the program and gaining leadership skills.

### Federal Monitoring Review

The program was not reviewed last year.

### Financial Audit

There were no findings in the most recent Fiscal Audit for agency fiscal year ending, February 2018. The entire audit may be found on the agency's website at [www.ruralresources.org](http://www.ruralresources.org).